

SJCH Community Resilience Center: Avalon Health Access and Resilience Center (AHARC)

Community Workshop Series

St. John's Community Health

Session 1: Thursday June 5th, 2025 (Virtual via Zoom)

Session 2: Saturday June 14th, 2025 (In-Person at Avalon Clinic)

Session 3: Wednesday June 18th, 2025 (In-Person at Avalon Clinic)

Agenda

Topic	Detail	Estimated Time
Background	<ul style="list-style-type: none">• The St. John's Team• AHARC Concept• Services Offered• Anticipated Benefits• Project Roles	10 min
AHARC Design	<ul style="list-style-type: none">• Center Plans and Features• Project Timeline	30 min
Workshop	<ul style="list-style-type: none">• Audience Surveying• Open Forum	60 min

Background: The St. John's Team



Maria Genie
Chief Administrative Officer

Program manager for the Avalon Health Access and Resilience Center and implementation lead.

Brenda Renteria
Executive Assistant to CAO

Secretary to the CRC governance group.

Sebastian Ramirez
Patient Experience Manager

Community engagement and workshop lead.

Tim Neimann
Capital Project Manager

Lead for capital development.

Giulio Zavolta
Architect

Designer for the site plans.

The AHARC Concept

- St. John's had a concept for addressing community resilience and climate preparedness in South LA.
- Awarded a grant from the California Strategic Growth Council, an entity within California state government.
- In the development phase, community input was gathered to finalize the concept.
- A community resilience center, or CRC, is a location that provides a safe space to gather, access resources, and organize during climate and public health emergencies like heatwaves, wildfires, and earthquakes.
- The Avalon Health Access and Resilience Center (AHARC) will be a CRC across from our Avalon clinic, functioning as a community-driven haven with the capacity and personnel to prepare for, respond to, and recover from climate, public health, and other emergencies.



Why a CRC?

- This project is a response to increased climate issues impacting Los Angeles over the past decade.
- This includes higher temperatures in the summer, heavier rainfall in the winter, and longer, more intense drought and wildfire seasons.
- The service area surrounding the Avalon clinic is a community that would benefit from these services, particularly due to the systemic poverty and housing instability affecting the people.



Background: Services Offered at AHARC



Indoor and Outdoor Cooling Spaces



Climate Resilience Education



Emergency Shelter



Workforce Training



Community Garden



Integration with Avalon Clinic Services

Required Features:

- Energy-efficient power system
- Water retention system
- Specialty HVAC system
- Emergency shelter capability



Background: Anticipated Benefits from AHARC



A community educated on climate responsiveness and emergency preparedness



Improved health outcomes and quality of life for community residents



Enhanced access to health and social services



Strengthened social cohesion and civic engagement across generations



Neighborhood capacity to function during climate and public health emergencies



An established, close stakeholder group that continuously collaborates with the community to sustain and improve the services of AHARC



Background: Project Roles


St. John's Community Health

- Project management and coordination.
- Lead the governance group.



The Community

- Attend our workshops.
- Share your voice and input on the CRC's features and services.
- Help spread the word about the project.



Governance Group

- Ensure the CRC meets the needs of the community.
 - Esperanza Community Housing Corporation
 - Partners for Children South LA
 - Strategic Actions for a Just Economy
 - Worker Education and Resource Center
 - Southside Coalition of Community Health Centers
 - SEIU Local 721
 - Volunteers of America Los Angeles
 - Community Clinic Association of Los Angeles County
 - SJCH Patient Community Members



Design: Plans and Features



Design: Project Timeline

Community Engagement activities occurring through the entire course of the project:
Community Workshops, Surveying, Promotion and Outreach, Public Meetings

This project will work on an accelerated timeline.

Anticipating at least 30 months for construction and program development.

Your support and input is critical to staying on-track and complementing the project's direction.

What Does “Community Resilience” Mean to You?

“The ability to recover from difficult situations. To resist, adapt, and improve.”

“Apoyo a la comunidad y familias.”

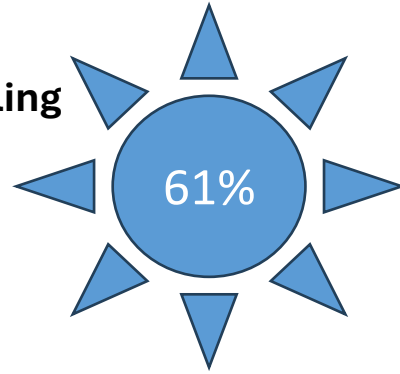
“Community empowerment toward autonomy.”



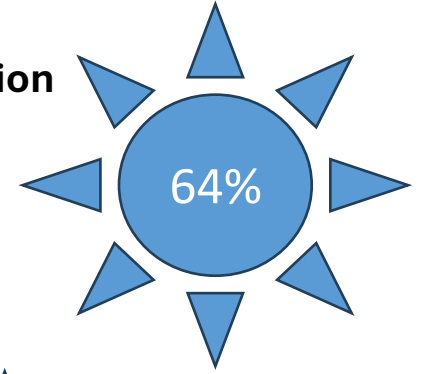
Which Services Are VERY IMPORTANT to You?



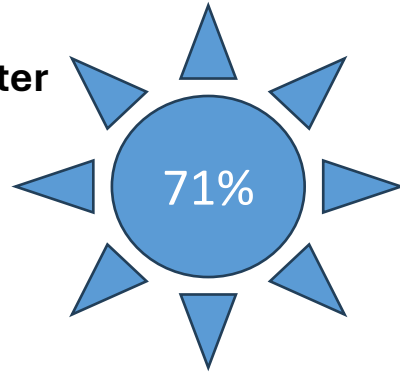
Indoor and Outdoor Cooling Spaces




Climate Resilience Education



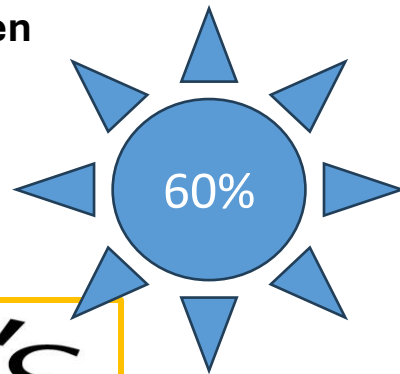
Emergency Shelter



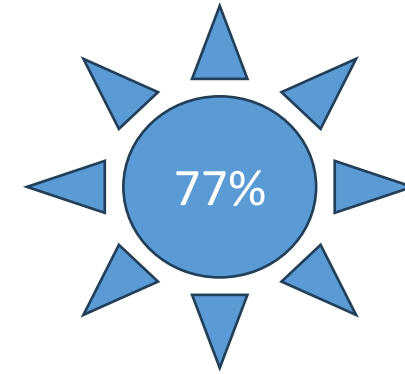
Workforce Training



Community Garden



Integration with Avalon Clinic Services



Thank You!

What Questions Do You Have?